

BEDDELEEM

CIRCULAR PARTITIONS





JB2000 FULL & JB 4000

CIRCULAR PARTITIONS

MODULARITY LEADS TO FREEDOM

Sustainable construction is no longer a choice, but an urgent priority. Our modular partitions help you build circular workspaces, offering a solution that is aesthetic, functional and flexible, but also contributes to a future in which reuse and waste prevention are imperative.

In this brochure, we explain the principles of circularity, share best practices for optimal use, and show how our take-back programme works. Together, we aim to make smarter, more sustainable and value-oriented use of materials.

CREATING CIRCULAR WORKSPACES

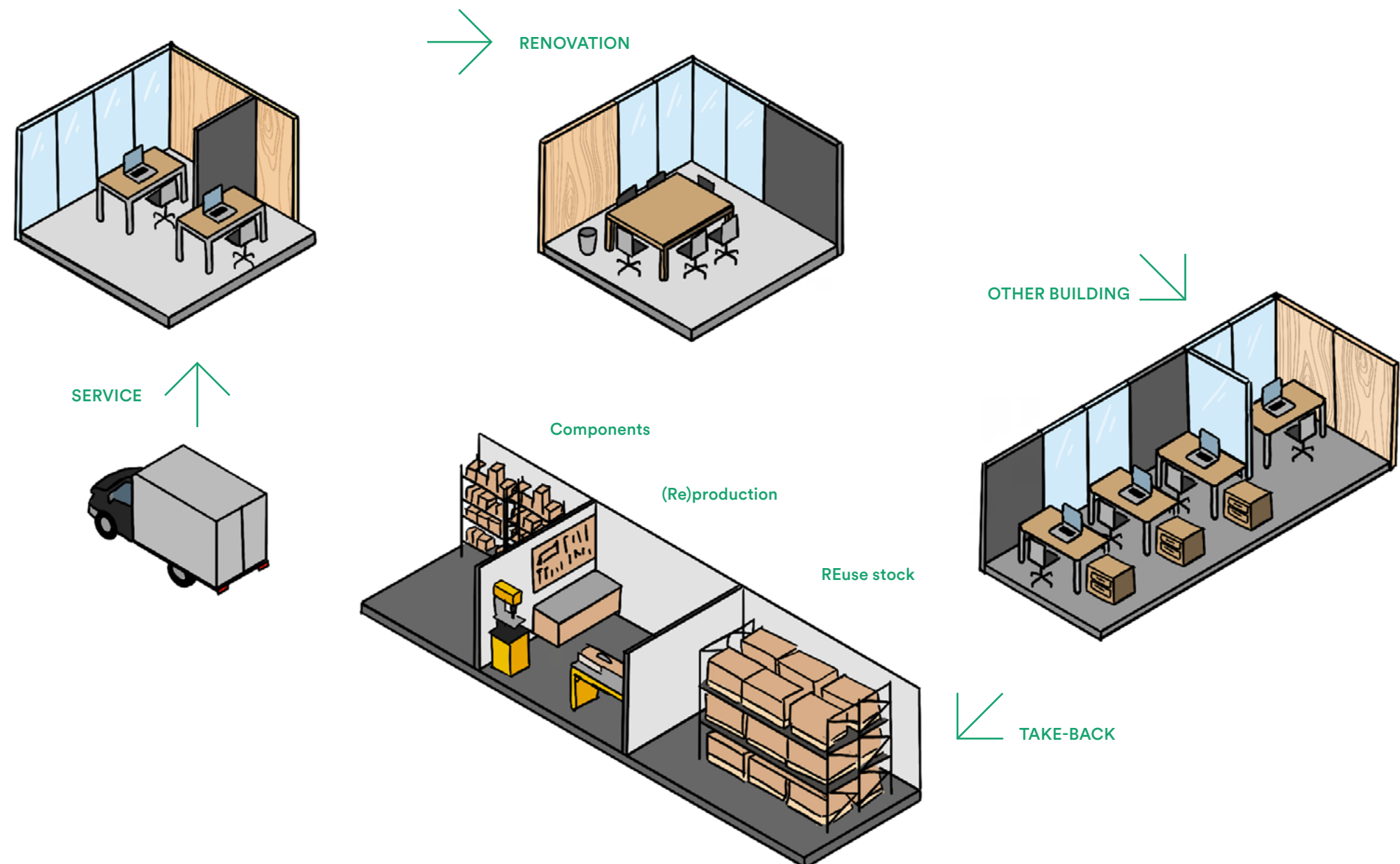
Beddeleem has been producing and installing circular partitions for over 35 years, long before the circular economy was invented.

HOW IT WORKS?

Our partitions are designed for maximum flexibility, making them easy to move and adapt to changing needs. Modular construction guarantees a seamless, secure connection of the various components with partitions that can be easily disassembled and reused. Besides practical benefits, they also offer a smart solution for the efficient use of materials.



Find out how our JB 2000 partitions bring these principles to life.



9 BEST PRACTICES



FUTUREPROOF DESIGN

Think beyond current standards. Choose wide passageways, flexible systems, and sustainable materials that will continue to perform well in the future.



CIRCULAR USE

Choose systems that are easy to move and reuse, such as partitions, loose furniture, and ceiling islands with reversible connections.



EXTENSIONS & ADAPTER PANELS

Give existing modules a new lease of life by stacking them. Where necessary, use extensions or adapter panels to maximise complete modules.



MODULAR DESIGN

Use a standard grid and fixed widths, so modules are easy to move and reuse.



MATERIALS

Choose materials from the standard range for optimal reusability. Timeless colours and standard dimensions reduce cutting waste and ensure more efficient packaging and transport.



INTERCHANGEABLE & FLEXIBLE

Use modules so that solid and glass panels and even doors are effortlessly interchangeable without structural changes.



REUSE RANGE

Go one step further and choose reused materials. With our REuse range, we give partitions a second (third or even fourth) life.



TECHNICAL FACILITY PANELS

Group technical facilities in specially designed ceiling, floor and partition panels. That way, other components remain intact and can be flexibly used.



FLEXIBILITY

Design for flexibility. The availability of circular materials varies, so changes are possible during the design and implementation phase.

BUILT ON BELIEF, PROVEN BY ACTION

Building a sustainable future means making smart choices, and that is precisely what Beddeleem does. The construction industry has a huge environmental impact, mainly because of its use of scarce resources. At Beddeleem, we want to do things differently! With our circular approach, we ensure that our products are produced efficiently and given a second life, without ever becoming waste! Together, we are building a circular future.

MADE IN BELGIUM SINCE 1950



Beddeleem’s partitions are Made in Belgium. Our headquarters, showroom, production plant, warehouse and logistics are based in Nazareth-De Pinte. Thanks to our fully vertically integrated approach, design, production, and logistics are (cost-)efficient. Every year, we deliver over 300 projects in offices, healthcare and educational institutions, working for private customers and governmental bodies. As the largest Belgian producer of relocatable partitions (JB®), we combine local roots with scalable quality.

Find out more about our sustainable approach on beddeleem.be

2011

As a pioneer in environmental management, we continue to refine our processes, moving towards reducing our impact with every step we take.

2012

By using PEFC-certified wood, we have made a conscious choice, prioritising sustainable forest management. Moreover, we maximise the use of materials made from recycled raw materials where possible.

2016

First manufacturer worldwide to obtain C2C Silver certification for partitions. We continue to improve our products and their impact with every update and every new certification.

2020

Since 2020, we have been working actively on a structural reduction of our climate impact. Our progress is evaluated and certified annually, with concrete reduction targets that we achieve step by step.

Calculate
We calculate part of our carbon footprint and we estimate value chain emissions to understand our impact

Reduce
We implement reduction strategies to lower our direct and value-chain emissions

Contribute
We help fund climate projects matching part of our impact to accelerate the global climate transition

BENEFITS OF CIRCULAR DESIGN?

JB 2000 FRAME

COST EFFICIENCY

More efficient use of materials and the option to reuse can save costs.

AFTER-CARE

Extensive support and maintenance, including availability of replacement parts for circular products.

TAKE-BACK PROGRAMME

Take-back guarantee for specific products with standard dimensions and colours. Further information on p. 16-17.

CONTRIBUTION TO SUSTAINABILITY GOALS

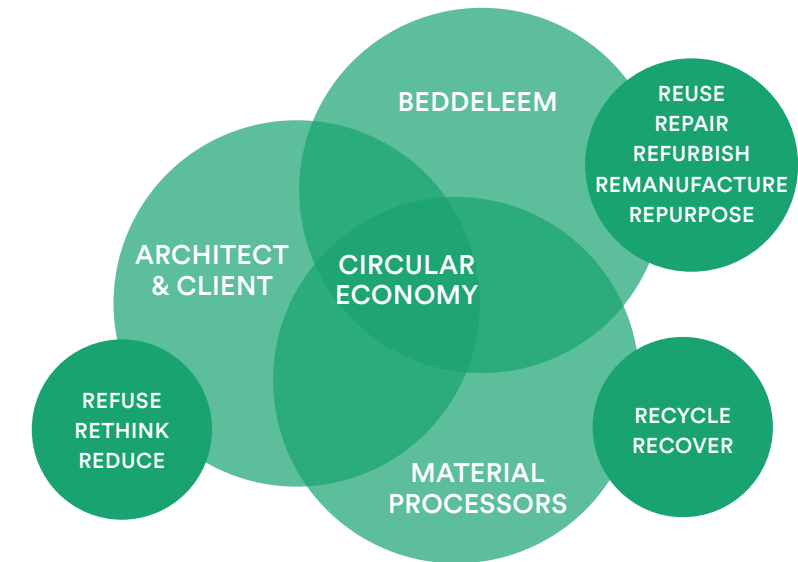
Take the first step towards a sustainable future with your project.

RAPID AVAILABILITY

Circular design principles can significantly speed up the study and design process. Further information on p. 6-7.

LESS WASTE


Reduce cutting waste by using standard materials or reuse materials where possible.



“A circular economy is based on the principles of designing out waste and pollution, keeping products and materials in use, and regenerating natural systems.”

■ Ellen McArthur Foundation

ONE PARTITION, MANY LIVES



At COCON in Sint-Niklaas (Belgium), the partitions that were recovered from Fluvius were given a second life thanks to the Beddeleem Circular programme. The reused modular partitions were just one element in the sustainable and circular redevelopment of the former Nobels-Peelman site.

REuse RANGE

01

STOCK MANAGEMENT OF CIRCULAR ELEMENTS

Dynamic inventory of used partitions.
Availability varies, depending on the project.

Matchmaking of your project requirements with materials from carefully deconstructed sites.



02

REVIEWING THE OPTIONS

Together with you, we review the specifications in terms of finish, acoustics, fire resistance and other requirements to offer just the right solution. This approach allows us to maximise the use of reusable materials and meet your needs.



03

IMPLEMENTATION AND EXECUTION

Our design office develops the new plans, ensuring that the REuse partitions are seamlessly integrated into the space. Where necessary, we make adjustments, adding modules or changing heights.



CHOOSE THE RIGHT PARTITION SYSTEM FOR YOUR SPACE

JB 2000



JB 2000
100mm
48-57 dB




JB 2000 FRAME
100mm
39-48 dB



JB 2000 FLUSH
100mm
40-45 dB

JB 4000



JB 2000 WOOD
34mm
36-41 dB



JB 4000 (XL)
34mm
36-41 dB



JB 4000 WOOD
50mm
36-40 dB

WHY THESE PARTITIONS ARE THE MOST CIRCULAR OPTION IN OUR RANGE?

These partitions are the easiest to (dis)assemble and can be quickly moved, making them ideally suited for reuse. For this selection, we apply a structural take-back policy for widely used types, focusing on popular colours and standard sizes to better respond to demand and limit stock retention.

Do you have specific project requirements? Are you looking for a circular solution for a different type of partition? We are happy to provide a custom project analysis. Contact us without obligation.



JB 2000 FULL



JB 4000

TAKE-BACK PROGRAMME

JB 2000 OR JB 4000 PARTITIONS

For our JB 2000 and JB 4000 partitions, we have a take-back programme, guaranteeing maximum reuse in new projects. That way, we extend the service life of these partitions and prevent waste.

Conditions for take-back include:

- Selection of colours and finishes
- Fixed and standard dimensions
- Proper maintenance and no damage

Request custom advice without obligation for the take-back of non-standard components!



COMPONENTS FOR STANDARD TAKE-BACK



FORWARD- THINKING CUSTOMERS

“Beddeleem’s relocatable partitions and service have allowed us to optimise our office buildings to meet the needs of our employees”

■ Hilde Carens, Colruyt Group



At Beddeleem, we extend the service life of our partitions with smart changes and reuse. KBC has been relying on our JB 2000 and JB 4000 partitions for over 25 years. And Colruyt Group has also been a long-standing proponent of our circular partitions. Two excellent examples of how we have been building for the future together, for 75 years and counting.

“Circular partitions are completely in line with our sustainable vision and ambitions. We are always looking for ways to improve the environmental impact of materials and resources. Circular partitions are a great solution because of their potential for reuse, the speed of installation and reinstallation without damage, and waste minimisation from the first use.”

■ Kristien Van Roy, KBC



At KBC, they combined JB 2000 solid partitions and JB 2000 FRAME glass partitions for a flexible layout.



At Colruyt Group, they also chose JB 2000, our most modular system, with glass modules and solid partitions.

INFINITE POSSIBILITIES

A common misconception in the construction industry is that standardisation stifles creativity and stands in the way of unique designs. We believe the opposite is true. By making smart use of standard components, architects, designers, and construction companies can build surprisingly versatile and innovative buildings. Standardisation is your guarantee for efficiency and sustainability, but it also offers the flexibility to create unique combinations and bespoke solutions.



SMALL CHANGES, BIG IMPACT

By making strategic use of customisation in places where it adds value, you can create distinctive designs with character without unnecessary spending. Small interventions – such as special finishes, colour accents, or unique layouts – contribute to a personal, well-thought-through look and feel. The result is an efficient and exclusive design that is perfectly tailored to the user's functional and aesthetic requirements.



SMART COMBINATIONS FOR UNIQUE RESULTS

Standardisation offers plenty of scope for creative combinations. You can create unique designs without unnecessary spending, simply by varying and combining colours, materials and reused materials cleverly. Reused materials add character or can serve as a neutral canvas for further personalisation. Moreover, the elements remain flexible and reusable, facilitating redesign and promoting sustainability, resulting in efficient, affordable, and unique forward-looking projects.



FLEXIBILITY FOR THE FUTURE

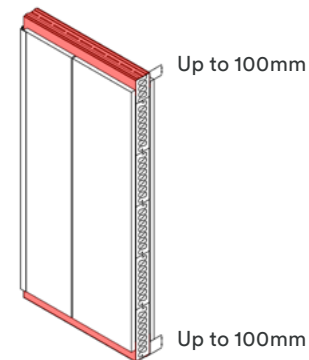
Investing in reusable and modular elements means investing in the future of your space. By adapting or moving partitions and modules, the layout of your space changes in step with your changing needs. Whether you are looking to expand a space, change its purpose, or give it a new, fresh look, redesign is faster and more cost-efficient than renovation. It is also a more sustainable approach, ensuring your working environment always perfectly matches your needs, now and in the future.

THE POWER OF FLEXIBILITY

We continue to innovate so our partitions always meet your needs.

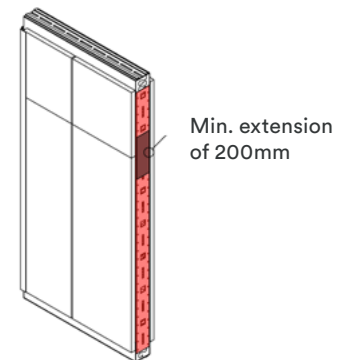
01

Depending on the configuration, we can use skirting boards to absorb a difference of up to 200 mm during (re)construction.



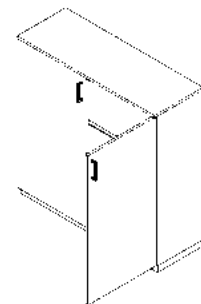
02

If the partitions are lower than required for the new layout, we can stack several modules and use extensions. You can also choose to reuse the structure and support and add new panels.



03

Even when panels can no longer be used in a partition wall, we try to give them a second life as lockers, wall cabinets, etc.



REALISE THE
FUTUREPROOF
WORKSPACE



Contact us

info@beddeleem.be
beddeleem.be

